

Event - Trening F3F AWR

Event Dates 2014-02-15 to 2014-02-15







Location Żółkiewka - Żółkiewka, PL

Event Type F3F Slope Race

Event Contest Director Jerzy Mataczyno - Wrocław

Event Rounds (1-9) Overall Classification


Completed Rounds (1 Drop In Effect)

	Pilot Name	Round 1	Round 2	Round 3	Round 4	Round 5	Round 6	Round 7	Round 8	Round 9
1 6	Michał Skarwecki 	993.49	923.38	1000	1000	963.51	981.66	935.82	888.96	777.18
2 3	Kamil Chipczyński 	1000	1000	813.52	871.74	958.82	880.22	964.16	893.68	940.62
3 7	Andrzej Klusek 	819.75	807.83	967.16	858.16	1000	1000	1000	965.06	918.94
4 1	Jerzy Mataczyno 	764.96	812.76	719.92	848.32	866.90	915.00	945.40	1000	1000
5 2	Andrzej Rataj 	667.93	792.90	669.05	616.62	763.39	800.14	800.38	651.20	0.00
6 8	Stanisław Gumuliński 	0.00	0.00	768.38	799.23	775.10	895.50	796.35	781.55	642.44
	Round Fast Time	58.03s	65.20s	53.31s	51.79s	59.14s	56.73s	55.41s	52.20s	59.40s

Event Rounds (10-10) Overall Classification

Completed Rounds (1 Drop In Effect) SubTotal Drop Pen Total Score Percent

Pilot Name Round 10

1	6	Michał Skarwecki		990.72	9454.72	777.18	8677.54	100.00%
2	3	Kamil Chipczyński		1000	9322.76	813.52	8509.24	98.06%
3	7	Andrzej Klusek		826.16	9163.06	807.83	8355.23	96.29%
4	1	Jerzy Mataczyno		955.10	8828.36	719.92	8108.44	93.44%
5	2	Andrzej Rataj		0.00	5761.61		5761.61	66.40%
6	8	Stanisław Gumuliński		0.00	5458.55		5458.55	62.90%

Round Fast Time 62.97s

Copyright © Tim Traver 2013